REGIONE SARDEGNA

Comune di

VILLACIDRO

CAGLIARI

Designazione dell'opera

PIANO PARTICOLAREGGIATO CENTRO STORICO

- ZONE A -

ORDINE DEGLI ARCHITETTI DELLA PROVINCIA DI CAGLIARI N.196	ORDINE DEGLI INGEGNERI DELLA PROVINCIA DI CAGLIARI N.1572
ARCH. EFISIO CORONGIU VIA P. BONELLI 50 – GONNOSFANADIGA – CA	ING. ARCH. GIANQUIRICO CORAZZA VIA S. BENEDETTO 57 – CAGLIARI

Gruppo di lavoro	Indagine storica
ING. ANDREA SANNA ING. DANIELA PORQUEDDU ING. ANNA PES GEOM. STEFANO SANNA GEOM. ROBERTO FLORIS	DOTT. DANIELA PIRAS

Oggetto del disegno

ABACO DELLE TIPOLOGIE

Tavola n.

8

Scala	Data
VARIE	MAGGIO 1998

–TIPOLOGIA 1–

SCHEMI PLANIMETRICI

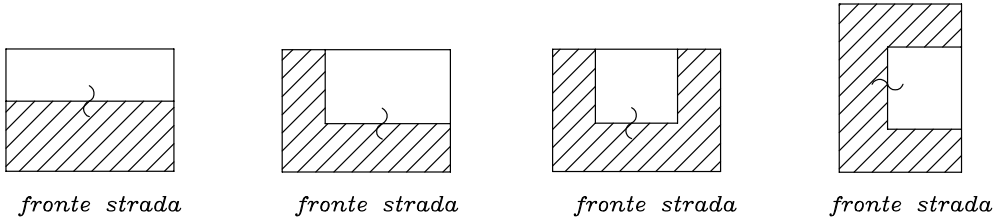
fronte strada
fronte strada
fronte strada
fronte strada

–AFFACCIO SU STRADA E CORTE POSTERIORE;

–ACCESSO CARRABILE CON PORTALE INDIPENDENTE O ATTRAVERSANTE IL FABBRICATO (volume non co

SCHEMI DI SEZIONE

coperture a falde inclinate con tegole sarde

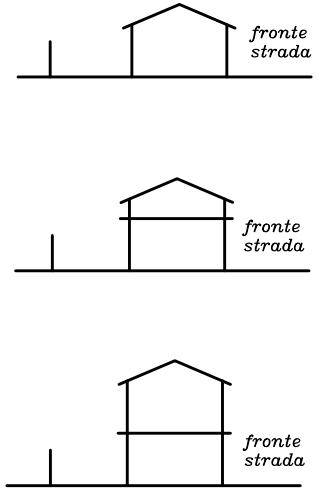
fronte strada
fronte strada
fronte strada

SCHEMA MODULARE DI FA

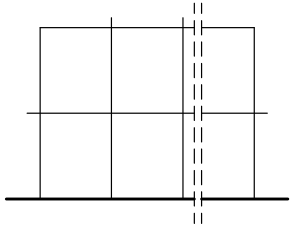

MODULI DI FACCIATA (Piani

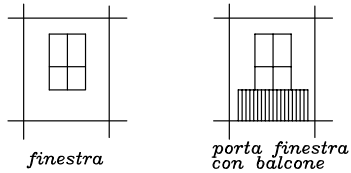
finestra
porta finestra con balcone

MODULI DI FACCIATA (Piano

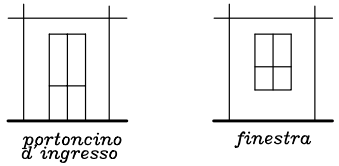
portoncino d'ingresso
finestra

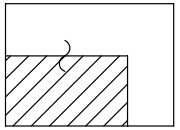

fronte strada

mputabile).

CCIATA

superiori o mansarde)

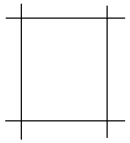

vuoto

terra)

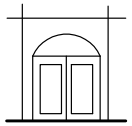

portale

ESEMPI PROSPETTO

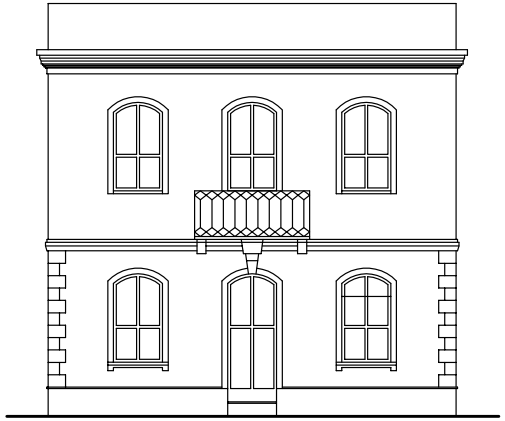





–TIPOLOGIA 2–

SCHEMI PLANIMETRICI

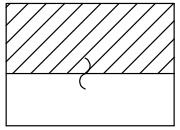

fronte strada

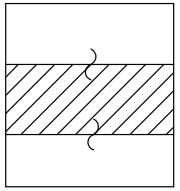

fronte strada

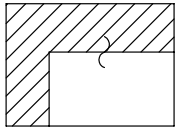

fronte strada

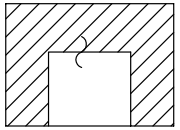

fronte strada

–A CORTE, ASSENZA DI AFFACCIO SU STRADA;
–CORPO DI FABBRICA ARRETRATO;
–MURO DI CINTA ELEMENTO DI SEPARAZIONE TRA LOTTO E STRADA;
–ACCESSO CARRABILE CON PORTALE INDIPENDENTE.

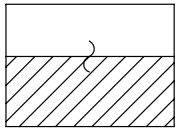

fronte strada

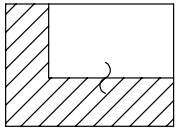

fronte strada

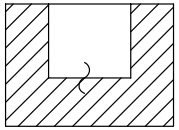

fronte strada

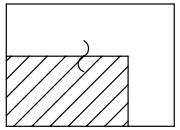

fronte strada

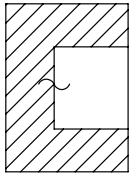

fronte strada

–A CORTE, ASSENZA DI AFFACCIO SU STRADA;
–CORPO DI FABBRICA SU FRONTE STRADA;
–ACCESSO CARRABILE CON PORTALE INDIPENDENTE O ATTRAVERSANTE IL FABBRICATO
(volume non computabile)

SCHEMI DI SEZIONE

coperture a falde inclinate con tegole sarde

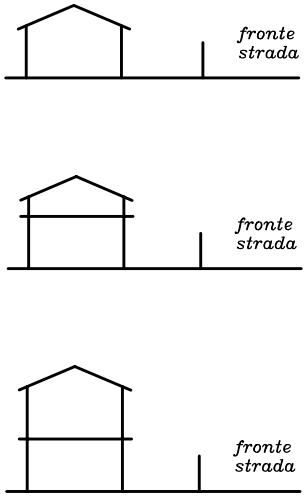
fronte strada
fronte strada
fronte strada

SCHEMI DI SEZIONE

coperture a falde inclinate con tegole sarde

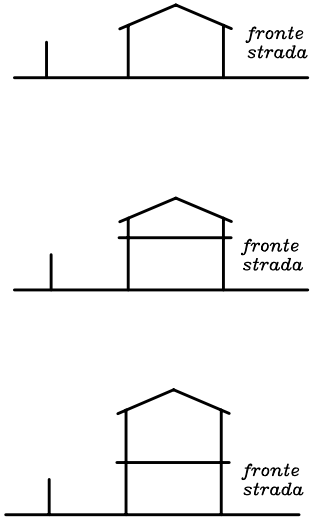
fronte strada
fronte strada
fronte strada

SCHEMA DI FACCIATA

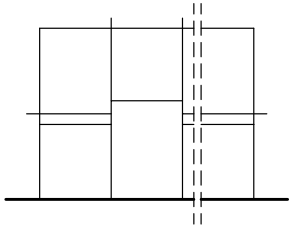

MODULI DI FACCIATA

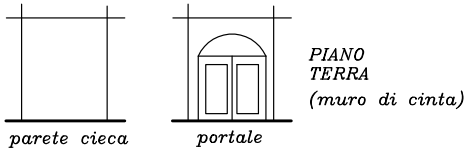
parete cieca
portale
PIANO TERRA
(muro di cinta)

SCHEMA DI FACCIATA

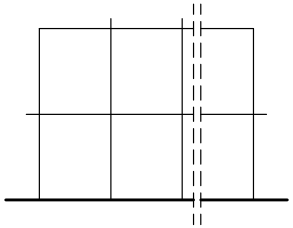

MODULI DI FACCIATA

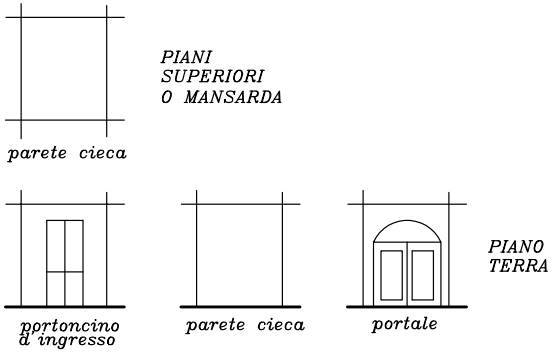
PIANI SUPERIORI O MANSARDA
parete cieca
portoncino d'ingresso
parete cieca
portale
PIANO TERRA

ESEMPI DI PROSPETTO

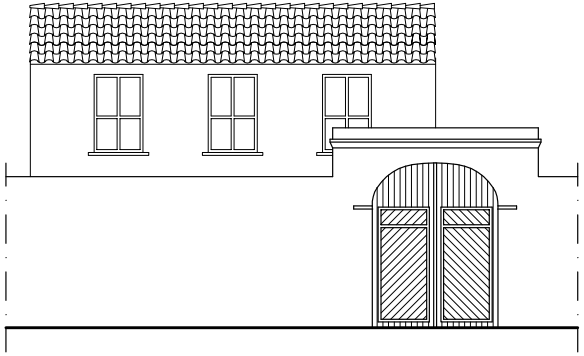

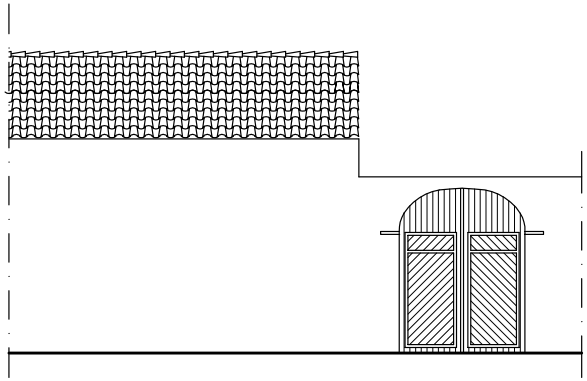

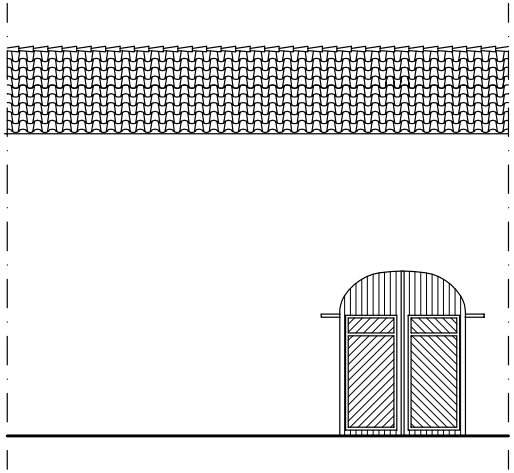

—CARATTERI COSTRUTTIVI ED ARCHITETTONICI—

LOGGIATI

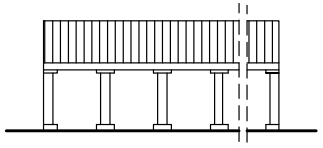

architravato

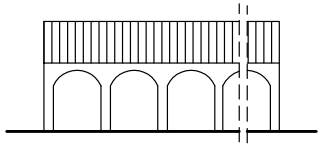

archivoltato

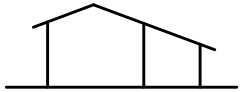

in linea con la copertura

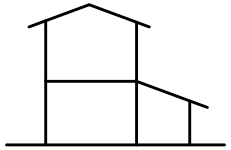

con sottotetto

FINESTRE e CORNICI

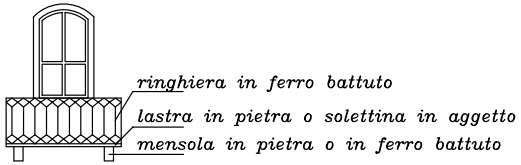
ringhiera in ferro battuto
lastra in pietra o solettina in aggetto
mensola in pietra o in ferro battuto

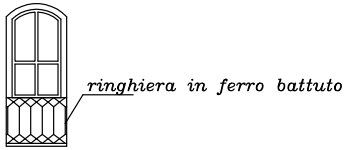
ringhiera in ferro battuto

finto balcone

CORNICI

assenza
di cornice

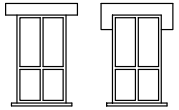

cornice superiore
o architrave a vista

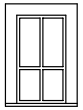

superiore e laterale

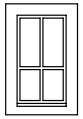

intero perimetro

REALIZZATE CON:

- tinteggiatura di colore diverso
  da quello della facciata
- elementi prefabbricati in cls. o gesso
- pietra

PORTALI (legno o ferro battuto)

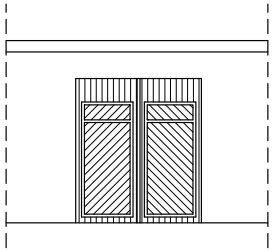

ARCHITRAVATO

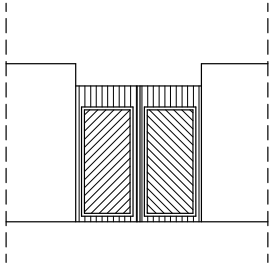

A SEMPLICE APERTURA

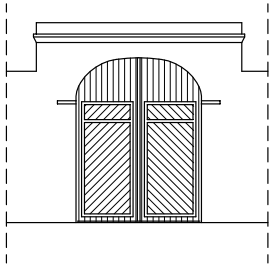

ARCHIVOLTATO

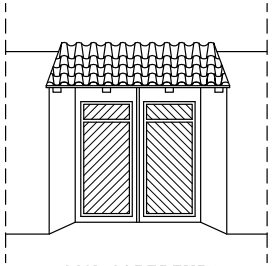

CON COPERTURA
(1 o 2 falde,
architravato, con sguincio)

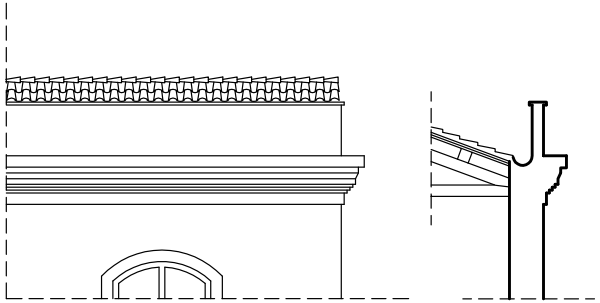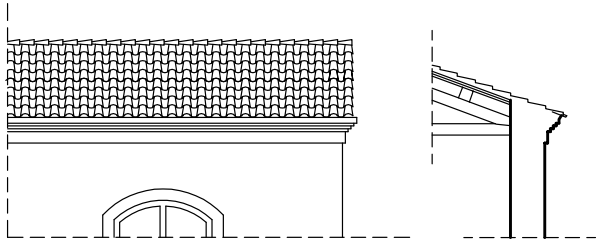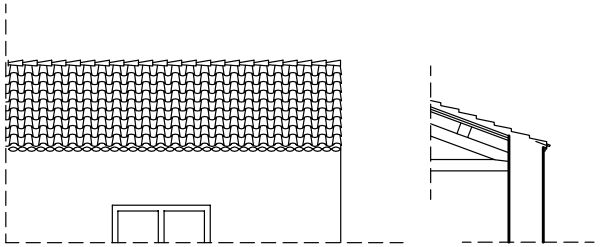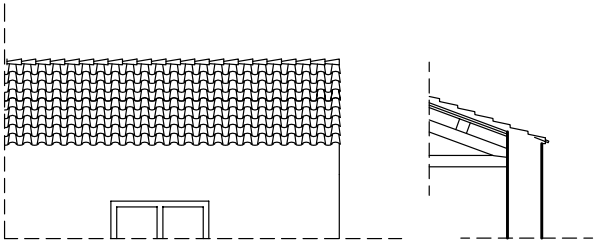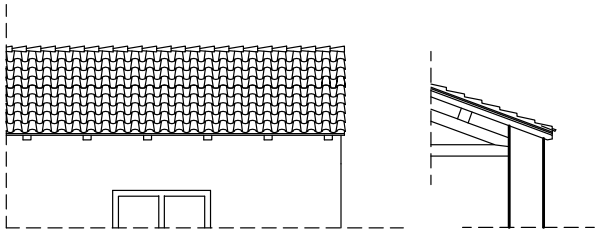ATTACCO TETTO—PROSPETTO